

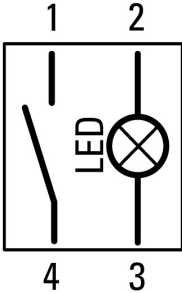







Illuminated pushbutton actuator, Flat, momentary, 1 N/O, Cable (black) with M8 plug, 4 pole, 0.5 m, LED green, green, Blank, 24 V AC/DC, Bezel: titanium

Part no. C22-DL-G-K10-24-P31  
 Catalog No. 185570

**Delivery program**

Product range		RMQ compact solution
Basic function		Illuminated pushbutton actuators
Single unit/Complete unit		Complete unit
Design		Flat momentary
Connection type		Cable (black) with M8 plug, 4 pole
Cable Length	m	0.5
<b>Colour</b>		
LED		
LED		green
<b>Button plate</b>		
button plate		green
Button plate		
		Blank
Rated operational voltage LED		24 V AC/DC
Name		None
Degree of Protection		IP66, IP67, IP69 (front) IP65 (on rear)
Front ring		Bezel: titanium
Connection to SmartWire-DT		no
<b>Contacts</b>		
N/O = Normally open		1 N/O
Contact sequence		
<b>Contact travel</b>  = Contact closed  = Contact open		
Contact diagram		

## Technical data

### General

Standards			IEC/EN 60947-5-1 VDE 0660
Certifications			CE, UL, CSA
Lifespan, mechanical	Operations	$\times 10^6$	> 1
Operating frequency	Operations/h		$\leq 3600$
Actuating force		n	$\leq 5$
Plug tightening torque		N/m	0.6
Tightening torque Threaded ring		Nm	2
Climatic proofing			Damp heat, constant, to IEC 60068-2-78 Damp heat, cyclic, to IEC 60068-2-30
Degree of Protection			IP66, IP67, IP69 (front) IP65 (on rear)
Ambient temperature			
Open		°C	-30 - +70
Storage		°C	-30 - +80
Mounting position			As required
Mechanical shock resistance, shock duration 11 ms		g	> 30

### Contacts

Rated impulse withstand voltage	$U_{imp}$	V AC	800
Rated insulation voltage	$U_i$	V	30
Overvoltage category/pollution degree			III/3
Control circuit reliability			
At 17 V DC/7 mA	$H_F$		N/O: 1 failure per $17 \times 10^6$ switching operations, statistically determined
Max. short-circuit protective device			
Fuse	gG/gL	A	4
Rated conditional short-circuit current	$I_q$	kA	1

### Switching capacity

Rated operational current	$I_e$	A	
AC-15			
24 V	$I_e$	A	4
DC-13			
24 V	$I_e$	A	3

### Cable characteristics

Design			M8
Cable Length		m	0.5
Material characteristic			PUR
Diameter	$\varnothing$	mm	4.7

## Design verification as per IEC/EN 61439

Technical data for design verification			
Operating ambient temperature min.		°C	-30
Operating ambient temperature max.		°C	70

## Technical data ETIM 7.0

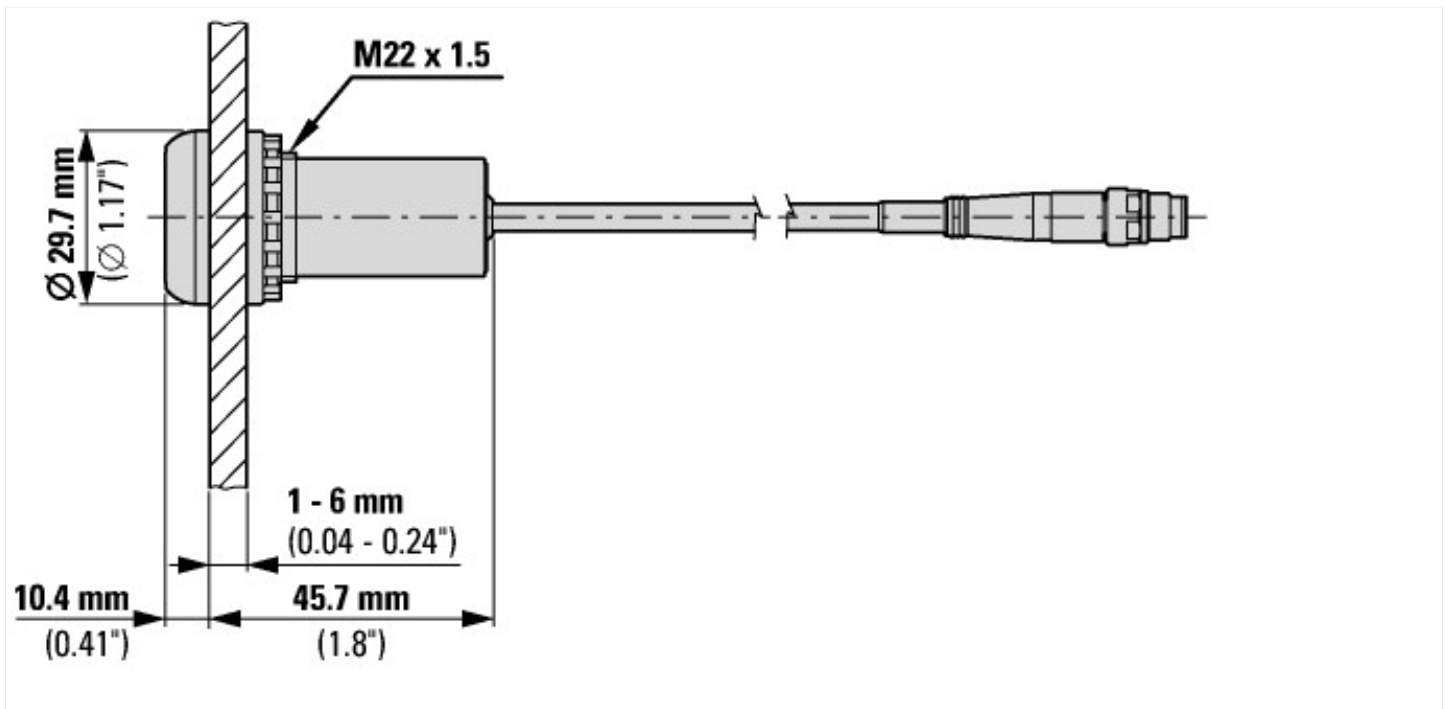
Low-voltage industrial components (EG000017) / Push button, complete (EC001028)			
Electric engineering, automation, process control engineering / Low-voltage switch technology / Command and alarm device / Push-button actuator, complete unit (ecl@ss10.0.1-27-37-12-28 [AKF046014])			
Number of command positions			1
Type of button			Flat
Colour button			Green
Construction type lens			Round
Hole diameter		mm	22.5
Width opening		mm	0
Height opening		mm	0
Suitable for illumination			Yes

Switching function latching		No
Spring-return		Yes
Supply voltage lamp	V	24
Number of contacts as normally open contact		1
Number of contacts as normally closed contact		0
Number of contacts as change-over contact		0
Type of electric connection		Other
With front ring		Yes
Material front ring		Plastic
Colour front ring		Grey
Degree of protection (IP)		Other
Degree of protection (NEMA)		Other

## Approvals

Product Standards		IEC/EN 60947-5-1; UL 508; CAN/CSA-C22.2 No. 14-18 and No. 94.2-15; CE marking
UL File No.		E29184
UL Category Control No.		NKCR
CSA File No.		165628
CSA Class No.		321103
North America Certification		UL listed, CSA certified
Degree of Protection		2, 12

## Dimensions



## Assets (links)

### Declaration of CE Conformity

00003256

### Instruction Leaflets

IL047016ZU2018\_06

## Additional product information (links)

### IL047016ZU RMQ compact solution

IL047016ZU RMQ compact solution [ftp://ftp.moeller.net/DOCUMENTATION/AWA\\_INSTRUCTIONS/IL047016ZU2018\\_06.pdf](ftp://ftp.moeller.net/DOCUMENTATION/AWA_INSTRUCTIONS/IL047016ZU2018_06.pdf)