


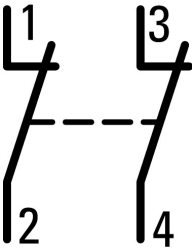
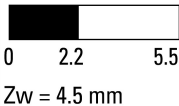




**Key-operated actuator, RMQ Compact, maintained, 2 NC, Screw connection, 2 positions, MS4, Bezel: titanium**

**Part no.** C22-WRS-MS4-K02  
**Catalog No.** 136815  
**Alternate Catalog No.** C22-WRS-MS4-K02

### Delivery program

|  |    |  |  |
|--|----|--|--|
| Product range  |    |  | RMQ Compact  |
| Basic function   |    |  | Key-operated buttons   |
| Single unit/Complete unit  |    |  | Complete unit<br>maintained  |
| <b>Function:</b>   |    |  |  |
|  |    |  |  60°  |
| Connection type  |    |  | Screw connection<br>Not suitable for master key systems<br>2 positions   |
| Lock mechanism   |    |  | MS4  |
| <b>Key withdrawable in position</b>  |    |  |  |
|  |    |  | I<br>0   |
| Degree of Protection   |    |  | IP66   |
| Front ring   |    |  | Bezel: titanium  |
| Connection to SmartWire-DT   |    |  | no   |
| <b>Contacts</b>  |    |  |  |
| N/C = Normally closed  |    |  | 2 NC    |
| Notes  |    |  |  = safety function, by positive opening to IEC/EN 60947-5-1 |
| <b>Actuator travel and actuation force as per DIN EN 60947-5-1, K.5.4.1</b>  |    |  |  |
|  | mm |  | 4.65   |
| Maximum travel   | mm |  | 5.7  |
| Minimum force for positive opening   | N  |  | 30   |
| Contact sequence   |    |  |    |
| <b>Contact travel <input checked="" type="checkbox"/> = Contact closed <input type="checkbox"/> = Contact open</b> |    |  |  |
| Contact diagram  |    |  |    |
| Positive opening (ZW)  |    |  | yes  |
| Information about equipment supplied   |    |  | With 1 key   |

### Technical data

|                |  |  |                              |
|----------------|--|--|------------------------------|
| <b>General</b> |  |  |                              |
| Standards      |  |  | IEC/EN 60947-5-1<br>VDE 0660 |

|                                      |              |                 |  |
|--------------------------------------|--------------|-----------------|--|
| Lifespan, mechanical                 | Operations   | $\times 10^6$   | > 0.1  |
| Operating frequency                  | Operations/h |                 | $\leq 100$   |
| Operating torque                     |              | Nm              | $\leq 0.5$   |
| Climatic proofing                    |              |                 | Damp heat, constant, to IEC 60068-2-78<br>Damp heat, cyclic, to IEC 60068-2-30 |
| Degree of Protection                 |              |                 | IP66   |
| Mounting position                    |              |                 | As required  |
| Terminal capacities                  |              | mm <sup>2</sup> |  |
| Solid                                |              | mm <sup>2</sup> | 2 x 0.5 - 1.5  |
| Flexible with ferrule                |              | mm <sup>2</sup> | 2 x 0.5 - 1.5  |
| Tightening torque for terminal screw |              | Nm              | 0.8  |

## Contacts

|   |           |                   |               |
|---|-----------|-------------------|---------------|
| Rated impulse withstand voltage         | $U_{imp}$ | V AC              | 4000          |
| Rated insulation voltage                | $U_i$     | V                 | 250           |
| Rated conditional short-circuit current | $I_q$     | kA                | 1             |
| Overvoltage category/pollution degree   |           |                   | III/3         |
| Control circuit reliability             |           |                   |               |
| at 24 V DC/5 mA                         | $H_F$     | Fault probability | values follow |
| at 5 V DC/1 mA                          | $H_F$     | Fault probability | values follow |
| Max. short-circuit protective device    |           |                   |               |
| Fuse                                    | gG/gL     | A                 | 10            |

## Technical data ETIM 7.0

Low-voltage industrial components (EG000017) / Selector switch, complete (EC001029)

Electric engineering, automation, process control engineering / Low-voltage switch technology / Command and alarm device / Selector switch, complete unit (ecl@ss10.0.1-27-37-12-43 [ACN984011])

|   |  |    |                  |
|---|--|----|------------------|
| Number of switch positions                    |  |    | 2                |
| Type of control element                       |  |    | Key              |
| Suitable for illumination                     |  |    | No               |
| With light source                             |  |    | No               |
| Colour button                                 |  |    | Black            |
| Hole diameter                                 |  | mm | 22.5             |
| Width opening                                 |  | mm | 0                |
| Height opening                                |  | mm | 0                |
| Switching function latching                   |  |    | Yes              |
| Spring-return                                 |  |    | No               |
| Degree of protection (IP)                     |  |    | IP66             |
| Degree of protection (NEMA)                   |  |    |                  |
| Supply voltage                                |  | V  | 0 - 0            |
| Number of contacts as normally open contact   |  |    | 0                |
| Number of contacts as normally closed contact |  |    | 2                |
| Number of contacts as change-over contact     |  |    | 0                |
| Type of electric connection                   |  |    | Screw connection |
| With front ring                               |  |    | Yes              |
| Material front ring                           |  |    | Plastic          |
| Colour front ring                             |  |    | Other            |

## Approvals

|                             |  |  |  |
|-----------------------------|--|--|--|
| Product Standards           |  |  | IEC/EN 60947-5-1; UL 508; CAN/CSA-C22.2 No. 14-05 und 94-M91; CE marking |
| UL File No.                 |  |  | E29184   |
| UL Category Control No.     |  |  | NKCR   |
| CSA File No.                |  |  | 165628   |
| CSA Class No.               |  |  | 321103   |
| North America Certification |  |  | UL listed, CSA certified   |

## Dimensions

