





Indicator light, Flush, Cable (black) with non-terminated end, 5-pole, 1 m, red/green/blue/yellow/white, 24 V DC



Powering Business Worldwide™

Part no. C22-L-RGBYW-24-P72
 Catalog No. 197574

Delivery program

Product range			RMQ compact solution
Basic function			Indicator lights
Mounting hole diameter	∅	mm	22.5
Single unit/Complete unit			Complete unit
Design			Flush
Connection type			Cable (black) with non-terminated end, 5-pole
Cable Length		m	1
Colour			
Lens			white
Lens			
LED			
LED			red/green/blue/yellow/white
Rated operational voltage LED			24 V DC
Degree of Protection			IP66, IP67, IP69 (front) IP65 (on rear)
Connection to SmartWire-DT			no

Technical data

General

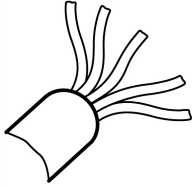
Standards			IEC/EN 60947-5-1 VDE 0660
Certifications			CE
Climatic proofing			Damp heat, constant, to IEC 60068-2-78 Damp heat, cyclic, to IEC 60068-2-30
Degree of Protection			IP66, IP67, IP69 (front) IP65 (on rear)
Ambient temperature			
Open		°C	-30 - +70
Storage		°C	-30 - +80
Mounting position			As required
Mechanical shock resistance, shock duration 11 ms		g	> 15

Contacts

Rated impulse withstand voltage	U _{imp}	V AC	800
Rated insulation voltage	U _i	V	30
Overvoltage category/pollution degree			III/3

Cable characteristics

Design			Cable end open
Cable Length		m	1
Material characteristic			PUR

Diameter	∅	mm	4.7
Pin assignment			
Function			<p>Functions (cable BN/BU/BK/WH/GY):</p> <p>OFF = 24 V DC/GND/0 V DC/0 V DC/0 V DC</p> <p>GN = 24 V DC/GND/24 V DC/0 V DC/0 V DC</p> <p>RD = 24 V DC/GND/0 V DC/24 V DC/0 V DC</p> <p>YE = 24 V DC/GND/24 V DC/24 V DC/0 V DC</p> <p>BU = 24 V DC/GND/0 V DC/0 V DC/24 V DC</p> <p>WH = 24 V DC/GND/0 V DC/24 V DC/24 V DC</p> <p>Green flashing = 24 V DC/GND/24 V DC/0 V DC/24 V DC</p> <p>Red flashing = 24 V DC/GND/24 V DC/24 V DC/24 V DC</p>

Electromagnetic compatibility (EMC)

Electrostatic discharge (ESD)			
applied standard			IEC/EN 61000-4-2
Air discharge		kV	8
Contact discharge		kV	4
Electromagnetic fields (RFI)			
applied standard			IEC/EN 61000-4-3
		V/m	80 - 1000 MHz: 10 1.4 - 2 GHz: 3 2.0 - 2.7 GHz: 1
Radio interference suppression			EN 55011 Class A
Burst		kV	Supply cables: 2 Signal cables: 1 according to IEC/EN 61000-4-4
Immunity to line-conducted interference to (IEC/EN 61000-4-6)		V	10

Power supply

Rated operating voltage	U _e	V	24 DC (-15/+20 %)
Admissible range		V DC	20.4 - 28.8
Protection against polarity reversal			yes
Heat dissipation at 24 V DC		W	1

Digital inputs

Quantity			3
Input current		mA	Normally 4 at 24 V DC
Limit value type 1			Low < 5V DC; High > 15V DC
Input delay			High -> Low typ. < 0,2 ms Low -> High typ. < 0,2 ms

Design verification as per IEC/EN 61439

Technical data for design verification			
Operating ambient temperature min.		°C	-30
Operating ambient temperature max.		°C	70

Dimensions

