






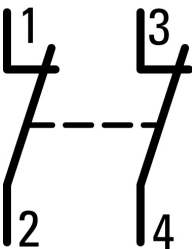

Pushbutton, Extended, momentary, 2 NC, Screw connection, black, Blank,  
Bezel: titanium



Powering Business Worldwide™

Part no. C22-DH-S-K02  
Catalog No. 132463  
Alternate Catalog No. C22-DH-S-K02

**Delivery program**

|  |    |  |  |
|--|----|--|--|
| Product range  |    |  | RMQ Compact  |
| Basic function   |    |  | Pushbutton actuators   |
| Single unit/Complete unit  |    |  | Complete unit  |
| Design   |    |  | Extended   |
|  |    |  | momentary  |
| Connection type  |    |  | Screw connection   |
| <b>Button plate</b>  |    |  |  |
| button plate   |    |  | black  |
| Button plate   |    |  |    |
|  |    |  | Blank  |
| Name   |    |  | None   |
| Degree of Protection   |    |  | IP66, IP67, IP69   |
| Front ring   |    |  | Bezel: titanium  |
| Connection to SmartWire-DT   |    |  | no   |
| <b>Contacts</b>  |    |  |  |
| N/C = Normally closed  |    |  | 2 NC    |
| Notes  |    |  |  = safety function, by positive opening to IEC/EN 60947-5-1 |
| <b>Actuator travel and actuation force as per DIN EN 60947-5-1, K.5.4.1</b>  |    |  |  |
|  | mm |  | 4.65   |
| Maximum travel   | mm |  | 5.7  |
| Minimum force for positive opening   | N  |  | 30   |
| Contact sequence   |    |  |    |
| <b>Contact travel <input checked="" type="checkbox"/> = Contact closed <input type="checkbox"/> = Contact open</b> |    |  |  |
| Contact diagram  |    |  | <br>0 2.2 5.5<br>Zw = 4.5 mm                               |
| Positive opening (ZW)  |    |  | yes  |

**Technical data**

|                |  |                  |
|----------------|--|------------------|
| <b>General</b> |  |                  |
| Standards      |  | IEC/EN 60947-5-1 |

|                                      |              |                 |  |
|--------------------------------------|--------------|-----------------|--|
|                                      |              |                 | VDE 0660   |
| Lifespan, mechanical                 | Operations   | $\times 10^6$   | > 5  |
| Operating frequency                  | Operations/h |                 | $\cong 3600$   |
| Actuating force                      | n            |                 | $\cong 5$  |
| Climatic proofing                    |              |                 | Damp heat, constant, to IEC 60068-2-78<br>Damp heat, cyclic, to IEC 60068-2-30 |
| Degree of Protection                 |              |                 | IP66, IP67, IP69   |
| Ambient temperature                  |              |                 |  |
| Open                                 | °C           |                 | -25 - +70  |
| Storage                              | °C           |                 | - -30 - + 80   |
| Mounting position                    |              |                 | As required  |
| Terminal capacities                  |              | mm <sup>2</sup> |  |
| Solid                                |              | mm <sup>2</sup> | 2 x 0.5 - 1.5_x  |
| Flexible with ferrule                |              | mm <sup>2</sup> | 2 x 0.5 - 1.5_x  |
| Tightening torque for terminal screw |              | Nm              | 0.8  |

## Contacts

|   |           |      |       |
|---|-----------|------|-------|
| Rated impulse withstand voltage         | $U_{imp}$ | V AC | 4000  |
| Rated insulation voltage                | $U_i$     | V    | 250   |
| Rated conditional short-circuit current | $I_q$     | kA   | 1     |
| Overvoltage category/pollution degree   |           |      | III/3 |
| Max. short-circuit protective device    |           |      |       |
| Fuse                                    | gG/gL     | A    | 10    |

## Design verification as per IEC/EN 61439

|  |  |    |     |
|--|--|----|-----|
| Technical data for design verification |  |    |     |
| Operating ambient temperature min.     |  | °C | -25 |
| Operating ambient temperature max.     |  | °C | 70  |

## Technical data ETIM 7.0

|   |  |    |                  |
|---|--|----|------------------|
| Low-voltage industrial components (EG000017) / Push button, complete (EC001028)   |  |    |                  |
| Electric engineering, automation, process control engineering / Low-voltage switch technology / Command and alarm device / Push-button actuator, complete unit (ecl@ss10.0.1-27-37-12-28 [AKF046014]) |  |    |                  |
| Number of command positions   |  |    | 1                |
| Type of button  |  |    | High             |
| Colour button   |  |    | Black            |
| Construction type lens  |  |    | Round            |
| Hole diameter   |  | mm | 22.5             |
| Width opening   |  | mm | 0                |
| Height opening  |  | mm | 0                |
| Suitable for illumination   |  |    | No               |
| Switching function latching   |  |    | No               |
| Spring-return   |  |    | Yes              |
| Supply voltage lamp   |  | V  | 0                |
| Number of contacts as normally open contact   |  |    | 0                |
| Number of contacts as normally closed contact   |  |    | 2                |
| Number of contacts as change-over contact   |  |    | 0                |
| Type of electric connection   |  |    | Screw connection |
| With front ring   |  |    | Yes              |
| Material front ring   |  |    | Plastic          |
| Colour front ring   |  |    | Other            |
| Degree of protection (IP)   |  |    | Other            |
| Degree of protection (NEMA)   |  |    |                  |

## Approvals

|                   |  |  |  |
|-------------------|--|--|--|
| Product Standards |  |  | IEC/EN 60947-5-1; UL 508; CAN/CSA-C22.2 No. 14-05 und 94-M91; CE marking |
|-------------------|--|--|--|

|                             |  |                          |
|-----------------------------|--|--------------------------|
| UL File No.                 |  | E29184                   |
| UL Category Control No.     |  | NKCR                     |
| CSA File No.                |  | 165628                   |
| CSA Class No.               |  | 321103                   |
| North America Certification |  | UL listed, CSA certified |
| Degree of Protection        |  | 1,3R,4X,12,13            |

## Dimensions

