






SKINTOP® MS-SC

SKINTOP® MS-SC, brass cable gland with low-resistance screen contact and highly conductive, flexible EMC contact, easy to assemble



-  Optimum strain relief
-  Robust
-  Interference signals
-  Temperature-resistant
-  Variety of approval certifications

Benefits

Low-resistance screen contact, optimum EMC protection
 Suitable for cables with and without inner sheath
 Also suitable for continuing the cable screen to another connection
 Highly conductive, flexible EMC contact for clamping various screen diameters
 Few operation steps, easy to assemble

Application range

For EMC-compliant earthing of the copper braiding
 Telecommunication
 Industrial machinery and plant engineering
 Measurement and control technology
 Automation technology

Product Make-up

PG connection thread acc. to DIN 40430

Last Update (07.10.2021)

©2021 Lapp Group - Technical changes reserved

Product Management www.lappkabel.de

You can find the current technical data in the corresponding data sheet.

PN 0456 / 02_03.16

SKINTOP® MS-SC

Note

EMC counter nut, SKINDICHT® SM nut should be used to ensure optimum contact with painted, anodised or powder-coated housings

Technical Data

Classification ETIM 5:	ETIM 5.0 Class-ID: EC000441 ETIM 5.0 Class-Description: Cable screw gland
Classification ETIM 6:	ETIM 6.0 Class-ID: EC000441 ETIM 6.0 Class-Description: Cable screw gland
Caution:	Refer to Appendix T21 for the installation dimensions and torques
Material:	Body: nickel-plated brass Insert: polyamide Sealing: CR O-ring: NBR
Protection rating:	IP 68 - 5 bar
Temperature range:	Dynamic: -25°C up to +100°C Fixed: -40°C to +100°C

Note

Photographs and graphics are not to scale and do not represent detailed images of the respective products. Prices are net prices without VAT and surcharges. Sale to business customers only.

SKINTOP® MS-SC

Article number	Article designation / size	Ø F mm	Minimum Ø above braiding (mm)	SW wrench size mm	Overall length C mm	Thread length D mm	Pieces / PU
SKINTOP® MS-SC							
53112210	PG 9	3.0 - 8.0	4	17	29.0	6	50
53112220	PG 11	4.0 - 10.0	4	20	32.0	6	50
53112230	PG 13,5	5.0 - 12.0	4	22	34.0	6.5	25
53112240	PG 16	8.0 - 14.0	6	24	35.0	6.5	25
53112250	PG 21	11.0 - 18.0	8	30	40.0	7	25
53112260	PG 29	16.0 - 25.0	13	40	48.0	8	10
53112270	PG 36	19.0 - 32.0	16	50	62.0	15	5
SKINTOP® MS-SC XL							
53112310	PG 9	3.0 - 8.0	4	17	35.0	12	50
53112320	PG 11	4.0 - 10.0	4	20	38.0	12	50
53112330	PG 13,5	5.0 - 12.0	4	22	39.5	12	25
53112340	PG 16	8.0 - 14.0	6	24	40.5	12	25
53112350	PG 21	11.0 - 18.0	8	30	45.0	12	25
53112360	PG 29	16.0 - 25.0	13	40	52.0	15	10

Last Update (07.10.2021)

©2021 Lapp Group - Technical changes reserved

 Product Management www.lappkabel.de

 You can find the current technical data in the corresponding data sheet.
 PN 0456 / 02_03.16

SKINTOP® MS-SC

