

**M8 male 0° / M8 female 0°**

PVC 3x0.25 bk UL/CSA 1,5m

Male straight – female straight

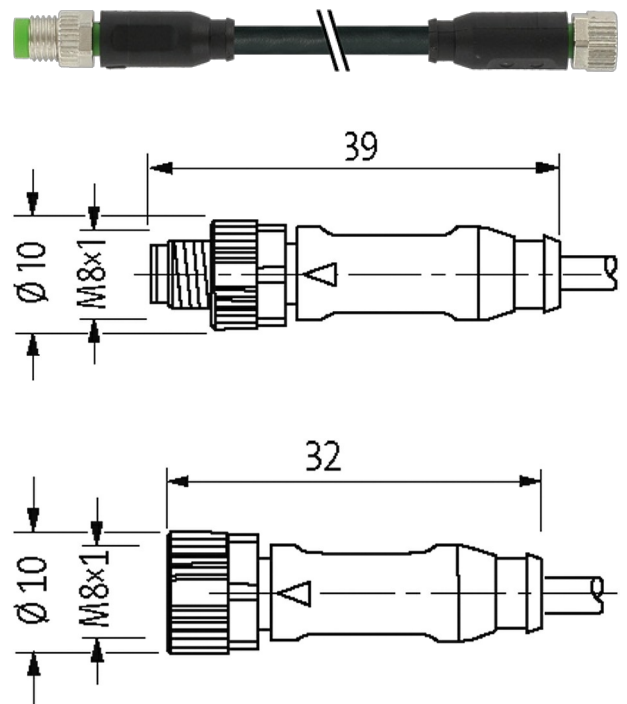
M8 – M8, 3/4-pole

Art-No. 7005 - M8 Lite - (plastic hexagonal screw) on request

Further cable lengths on request.

Plastic housings with good resistance against chemicals and oils.

The resistance to aggressive media should be individually tested for your application. Further details on request.

**Link to Product****Illustration**

Product may differ from Image

**Approvals**

\* only for products with UL/CSA approved cable

**Form**

Form 88005

**Technical Data**

|                                    |                         |
|------------------------------------|-------------------------|
| Operating voltage                  | max. 50 V AC/60 V DC    |
| Operating voltage (only UL listed) | 30 V AC/DC              |
| Rated surge voltage                | 1.5 kV                  |
| Operating current per contact      | max. 4 A                |
| No. of poles                       | 3-/4-pole               |
| Material group                     | IEC 60664-1, category I |

The information in this brochure has been compiled with the utmost care.

Liability for the correctness completeness and topicality of the information is restricted to gross negligence. Version: 02/21

Murrelektronik GmbH | Falkenstraße 3 | 71570 Oppenweiler | Fon +49 (71 91) 47-0 | Fax +49 (71 91) 47-491000 | shop@murrelektronik.com | shop.murrelektronik.com

|   |   |
|---|---|
| LED display                               | no  |
| Locking of ports                          | Screw thread (M8×1 mm) recommended torque 0.4 Nm, self-securing |
| Compression gland                         | M8 (SW9)  |
| Protection                                | IP65, IP66K, IP67 inserted and tightened (EN 60529)             |
| Material                                  | PUR   |
| Locking material                          | Zinc die casting, matte nickel plated                           |
| suitable for corrugated tube (internal Ø) | 6.5 mm  |

#### General data

|                            |  |
|----------------------------|--|
| Standards                  | DIN EN 61076-2-104 (M8)                  |
| Mounting method            | inserted, tightened                      |
| Material (contact)         | Copper alloy                             |
| Material (contact surface) | Au                                       |
| Material (gasket)          | FKM                                      |
| Pollution Degree           | 3  |
| Temperature range          | -25...+85 °C, depending on cable quality |

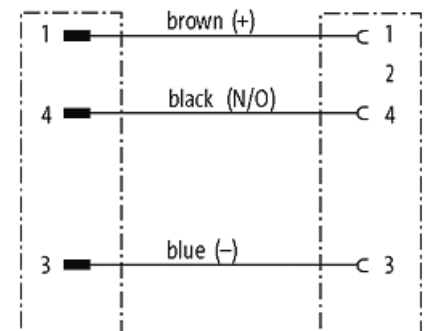
#### Cables

|                                    |  |
|------------------------------------|--|
| No./diameter of wires              | 3× 0.25 mm <sup>2</sup>                        |
| Wire isolation                     | PVC (br, bl, bk)                               |
| Material (jacket)                  | PVC (UL/CSA)                                   |
| Outer Ø                            | 4.5 mm ±5%                                     |
| Bend radius (moving)               | 10× outer Ø                                    |
| Temperature range (fixed)          | -30...+80 °C                                   |
| Temperature range (mobile)         | -5...+80 °C                                    |
| Cable identification               | 610  |
| Cable Type                         | 1 (PVC)  |
| Approval (cable)                   | UL (AWM-Style 2464/1731), CSA                  |
| Cable weight [g/m]                 | 29,37  |
| Material (wire)                    | Cu wire, bare                                  |
| Resistor (core)                    | max. 79 Ω/km (20 °C)                           |
| Single wire Ø (core)               | 0.15 mm  |
| Construction (core)                | 14× 0.15 mm (multi-strand wire class 5)        |
| Diameter (core)                    | 3× 0.25 mm <sup>2</sup>                        |
| AWG                                | similar to AWG 24                              |
| Material (wire isolation)          | PVC  |
| Material property (wire isolation) | CFC-, cadmium-, silicone- and lead-free        |
| Shore hardness (wire isolation)    | 45 ±5 D  |
| Wire-Ø incl. isolation             | 1.25 mm ±5%                                    |
| Color/numbering of wires           | br, bk, bl                                     |
| Stranding combination              | 3 wires twisted                                |
| Shield                             | no   |
| Material (jacket)                  | PVC  |
| Material property (jacket)         | CFC-, cadmium-, silicone- and lead-free        |
| Shore hardness (jacket)            | 85 ±5 A  |
| Outer-Ø (jacket)                   | 4.5 mm ±5%                                     |
| Color (jacket)                     | black  |
| chemical resistance                | good resistance to oil, gasoline and chemicals |
| thermal resistance                 | flame retardant UL 1581 VW1 / CSA FT1          |
| Nominal voltage                    | UL 300 V AC                                    |
| Test voltage                       | 2000 V AC                                      |

|                            |                   |
|----------------------------|-------------------|
| Current load capacity      | to DIN VDE 0298-4 |
| Temperature range (fixed)  | -30...+80 °C      |
| Temperature range (mobile) | -5...+80 °C       |
| Bend radius (fixed)        | 5× outer Ø        |
| Bend radius (moving)       | 10× outer Ø       |
| Jacket Color               | black             |

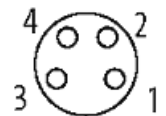
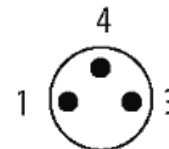
**Commercial data**

|                       |               |
|-----------------------|---------------|
| country of origin     | DE            |
| customs tariff number | 85444290      |
| EAN                   | 4048879370844 |
| eClass                | 27279218      |
| Packaging unit        | 1             |

**Sketch**

Male

Female



Product may differ from Image