

Safety position switch with separate actuator Plastic enclosure, 31 mm Device connection 1x (M20x 1.5) with M12 connector plug, 4-pole Slow-action contacts 2 NC 5 directions of approaches The matching separate Actuator 3SE5000-0AV0 must be ordered separately



Product brand name	SIRIUS
Product designation	Mechanical safety switches
Product type designation	3SE5
Manufacturer's article number	<ul style="list-style-type: none"> 3SE5000-0AV01 standard actuator, 3SE5000-0AV02 actuator with vertical fixing, 3SE5000-0AV03 actuator with transverse fixing, 3SE5000-0AV04 radius actuator, approach from left, 3SE5000-0AV05 universal actuator, 3SE5000-0AV06 radius actuator, approach from right, 3SE5000-0AV07 Heavy Duty actuator, 3SE5000-0AW42 actuator with vertical fixing, stainless steel socket, 3SE5000-0AW43 actuator with transverse fixing, stainless steel socket, 3SE5000-0AW51 stainless steel actuator, 3SE5000-0AW52 stainless steel actuator with vertical fixing, 3SE5000-0AW53 stainless steel actuator with transverse fixing, 3SE5000-0AW11 plastic actuator
<ul style="list-style-type: none"> of the optional actuators 	
Suitability for use safety switch	Yes
General technical data	
Product function	Yes
<ul style="list-style-type: none"> positive opening 	
Insulation voltage	

• rated value	250 V
Degree of pollution	class 3
Surge voltage resistance rated value	2.5 kV
Protection class IP	IP65
Shock resistance	
• acc. to IEC 60068-2-27	30 g / 11 ms
Vibration resistance	
• acc. to IEC 60068-2-6	0.35 mm/5g
Mechanical service life (switching cycles)	
• typical	1 000 000
Electrical endurance (switching cycles)	
• at AC-15 at 230 V typical	100 000
Electrical operating cycles in one hour with contactor 3RH11, 3RT1016, 3RT1017, 3RT1024, 3RT1025, 3RT1026	6 000
Thermal current	4 A
Material of the enclosure of the switch head	plastic
Reference code acc. to DIN EN 81346-2	B
Reference code acc. to DIN EN 61346-2	B
Continuous current of the C characteristic MCB	1 A; for a short-circuit current smaller than 400 A
Continuous current of the quick DIAZED fuse link	4 A; for a short-circuit current smaller than 400 A
Continuous current of the DIAZED fuse link gG	4 A; for a short-circuit current smaller than 400 A
Active principle	mechanical
Repeat accuracy	0.05 mm
Minimum actuating force in activation direction	20 N
Length of the sensor	118 mm
Width of the sensor	31 mm
Design of the switching contact	mechanical
Operating frequency rated value	50 ... 60 Hz
Number of NC contacts for auxiliary contacts	2
Number of NO contacts for auxiliary contacts	0
Operating current at AC-15	
• at 24 V rated value	4 A
• at 125 V rated value	4 A
• at 240 V rated value	4 A
Operating current at DC-13	
• at 24 V rated value	3 A
• at 125 V rated value	0.55 A
• at 250 V rated value	0.27 A
Design of the interface for safety-related communication	without
Enclosure	
Design of the housing	block, narrow

Material of the enclosure	plastic
Coating of the enclosure	Other types
Design of the housing acc. to standard	Yes

Drive Head

Design of the operating mechanism	without
Standard-compliant actuator head	EN 50047
Design of the switching function	positive opening
Circuit principle	slow-action contacts
Number of switching contacts safety-related	2

Connections/ Terminals

Type of electrical connection	M12 plug, fixed
-------------------------------	-----------------

Safety related data

B10 value	
<ul style="list-style-type: none"> with high demand rate acc. to SN 31920 	1 000 000
Proportion of dangerous failures	
<ul style="list-style-type: none"> with high demand rate acc. to SN 31920 	20 %
Cable entry type	M12 plug
Design of plug-in connection	M12 plug, 4-pole: Pin 1 = terminal 21, Pin 2 = 22, Pin 3 = 31, Pin 4 = 32

Communication/ Protocol

Design of the interface	without
-------------------------	---------

Ambient conditions

Ambient temperature	
<ul style="list-style-type: none"> during operation 	-25 ... +85 °C
<ul style="list-style-type: none"> during storage 	-40 ... +90 °C
Explosion protection category for dust	none

Installation/ mounting/ dimensions

Mounting position	any
Mounting type	screw fixing

Certificates/ approvals

General Product Approval	Functional Safety/Safety of Machinery	Declaration of Conformity
--------------------------	---------------------------------------	---------------------------



[Type Examination Certificate](#)



Declaration of Conformity	Test Certificates	other
---------------------------	-------------------	-------

[Miscellaneous](#)

[Type Test Certificates/Test Report](#)

[Confirmation](#)

Further information

Information- and Downloadcenter (Catalogs, Brochures,...)

<https://www.siemens.com/ic10>

Industry Mall (Online ordering system)

<https://mall.industry.siemens.com/mall/en/en/Catalog/product?mlfb=3SE5234-0QV40-1AE0>

Cax online generator

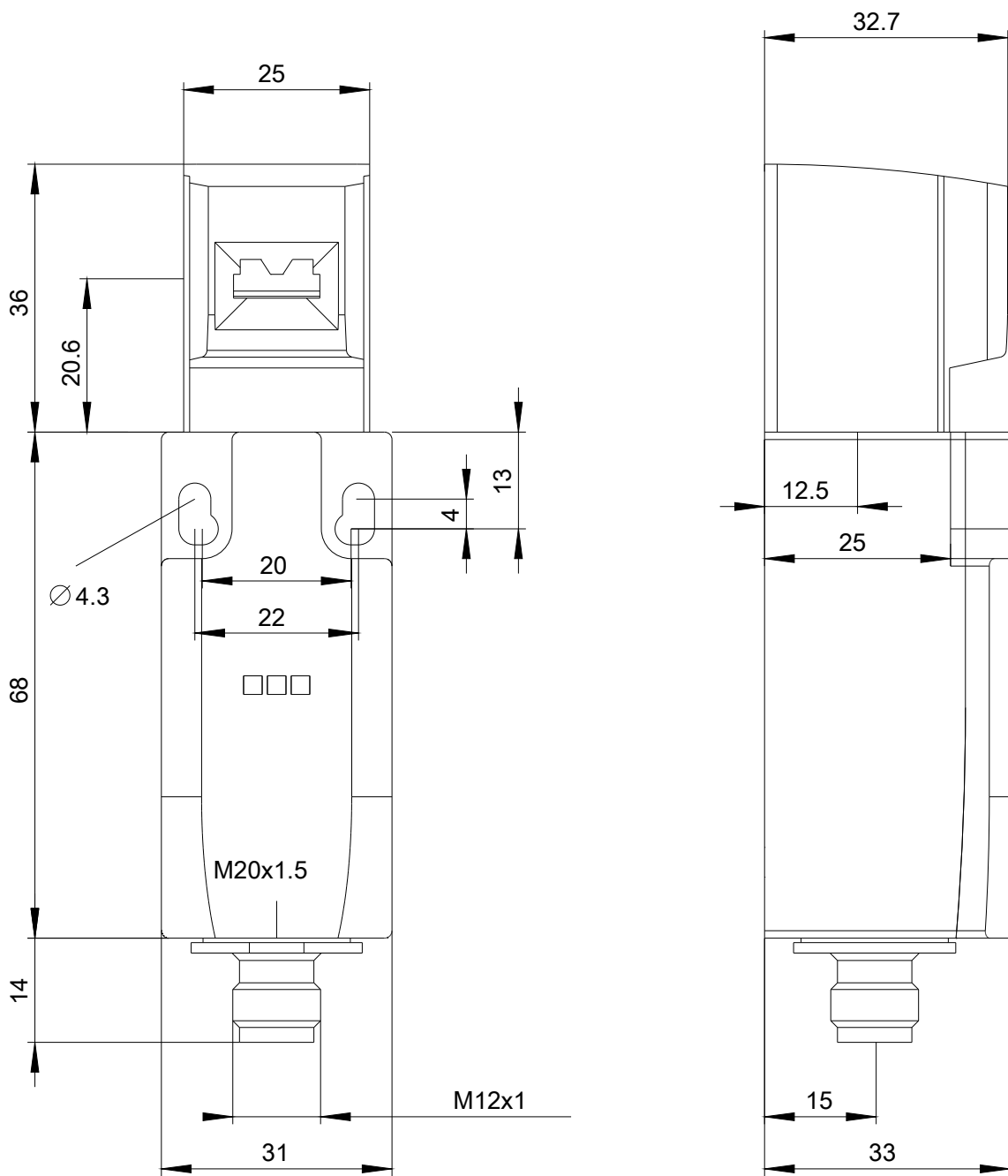
<http://support.automation.siemens.com/WW/CAXorder/default.aspx?lang=en&mlfb=3SE5234-0QV40-1AE0>

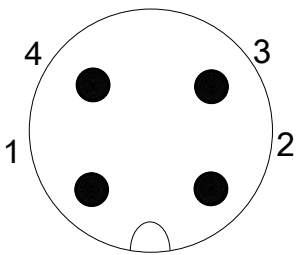
Service&Support (Manuals, Certificates, Characteristics, FAQs,...)

<https://support.industry.siemens.com/cs/ww/en/ps/3SE5234-0QV40-1AE0>

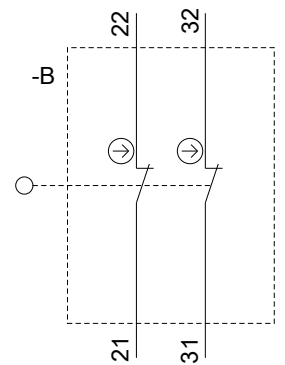
Image database (product images, 2D dimension drawings, 3D models, device circuit diagrams, EPLAN macros, ...)

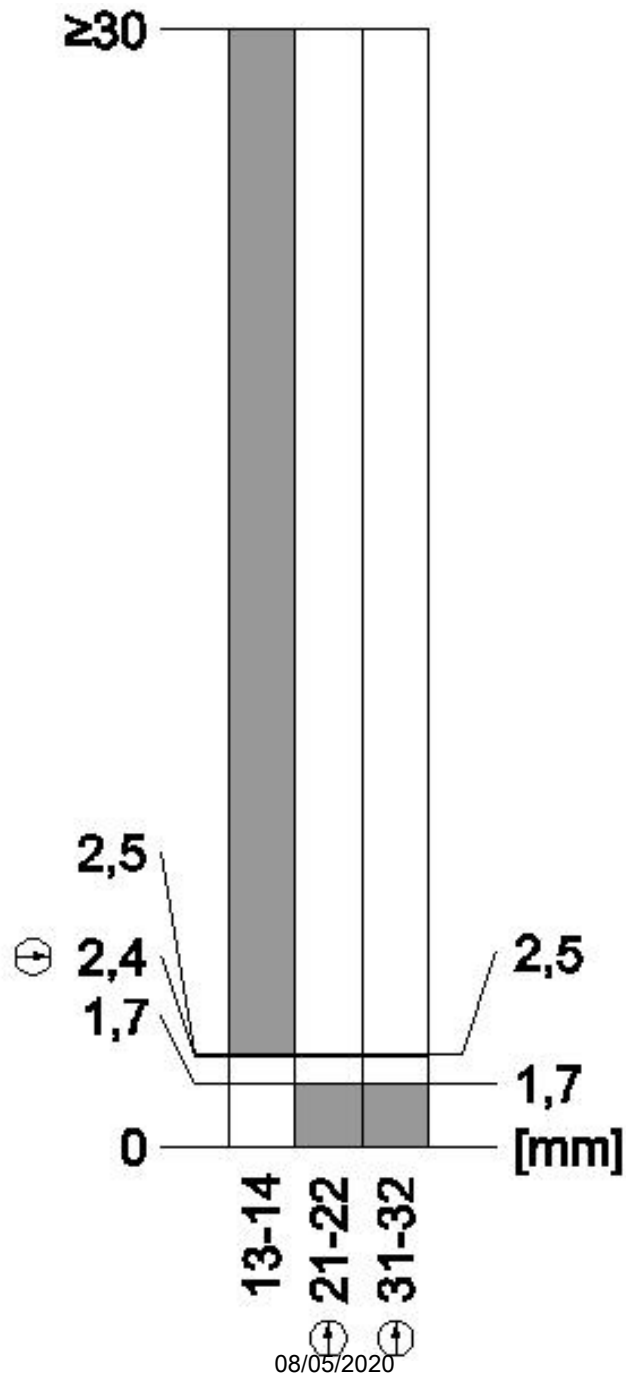
http://www.automation.siemens.com/bilddb/cax_de.aspx?mlfb=3SE5234-0QV40-1AE0&lang=en





1	BN = Brown	→	21
2	WH = White	→	22
3	BU = Blue	→	31
4	BK = Black	→	32





last modified: