

Miniature circuit breaker 230/400 V 10kA, 1-pole, B, 63 A



Model	
product brand name	SENTRON
Product designation	Miniature circuit breaker
Design of the product	5SL miniature circuit breakers
General technical data	
number of poles	1
Number of poles / Note	1P
Tripping characteristic class	B
circuit-breaker / Design	5SL4
Mechanical service life (switching cycles) / typical	10 000
overvoltage category	3
Degree of pollution	2
Voltage	
Insulation voltage	
<ul style="list-style-type: none"> with single-phase operation / at AC / rated value 	250 V
<ul style="list-style-type: none"> with multi-phase operation / at AC / rated value 	440 V
Supply voltage	

type of voltage	AC
Operating current / at AC / rated value	63 A
Supply voltage / at AC / rated value	400 V
Operating voltage	
• with multi-phase operation / at AC / maximum	440 V
• at DC / rated value / maximum	72 V
Supply voltage frequency	
• rated value	50 Hz

Protection class	
Protection class IP	IP20, with connected conductors

Switching capacity	
Switching capacity current	
• acc. to EN 60898 / rated value	10 kA
• acc. to IEC 60947-2 / rated value	10 kA
Energy limiting class	3

Dissipation	
Power loss [W] / for rated value of the current / at AC / in hot operating state / per pole	5 W

Current	
Tripping residual / rated value / derated current / at 40 Cel	58.21 A
Suitability for operation	Residential buildings/infrastructure

Product details	
Product function / neutral conductor switching	No
Product feature / Touch protection	Yes
• product feature / halogen-free	Yes
• Product feature / sealable	Yes
• product feature / silicon-free	Yes
Product extension / can be installed / supplementary devices	Yes

Connections	
connectable conductor cross-section / solid	
• minimum	0.75 mm ²
• maximum	25 mm ²
Connectable conductor cross-section / stranded	
• minimum	0.75 mm ²
• maximum	25 mm ²
connectable conductor cross-section / finely stranded / with core end processing	
• minimum	0.75 mm ²
• maximum	25 mm ²

Tightening torque / with screw-type terminals	
<ul style="list-style-type: none"> • minimum 	2.5 N·m
<ul style="list-style-type: none"> • maximum 	3 N·m

Mechanical Design





Height	90 mm
Width	18 mm
Depth	76 mm
installation depth	70 mm
number of width units	1
mounting position	any
net weight	155 g

Environmental conditions

influence of the surrounding temperature	+55 °C, max. 95% humidity
Ambient temperature	
<ul style="list-style-type: none"> • minimum 	-25 °C
<ul style="list-style-type: none"> • maximum 	55 °C
Ambient temperature / during storage	
<ul style="list-style-type: none"> • minimum 	-40 °C
<ul style="list-style-type: none"> • maximum 	75 °C

Certificates

<ul style="list-style-type: none"> • reference code / acc. to DIN EN 61346-2 	F
<ul style="list-style-type: none"> • Reference code / acc. to DIN EN 81346-2 	F

General Product Approval	Declaration of Conformity	Test Certificates
  	Miscellaneous  EG-Konf.	Miscellaneous

Further information

Information- and Downloadcenter (Catalogs, Brochures,...)

<http://www.siemens.com/lowvoltage/catalogs>

Industry Mall (Online ordering system)

<https://mall.industry.siemens.com/mall/en/en/Catalog/product?mlfb=5SL4163-6>

Service&Support (Manuals, Certificates, Characteristics, FAQs,...)

<https://support.industry.siemens.com/cs/ww/en/ps/5SL4163-6>

Image database (product images, 2D dimension drawings, 3D models, device circuit diagrams, ...)

http://www.automation.siemens.com/bilddb/cax_en.aspx?mlfb=5SL4163-6

CAX-Online-Generator

<http://www.siemens.com/cax>

Tender specifications

<http://www.siemens.com/specifications>



